

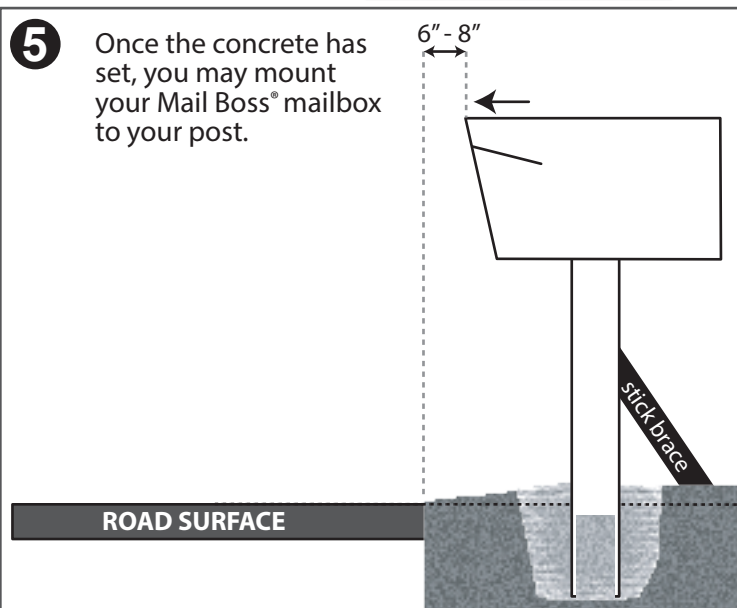
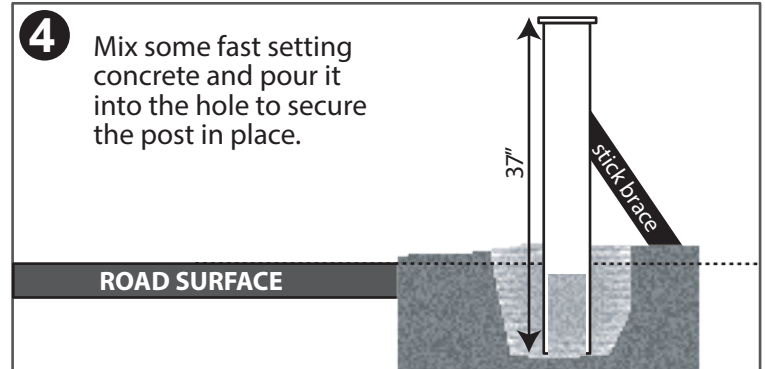
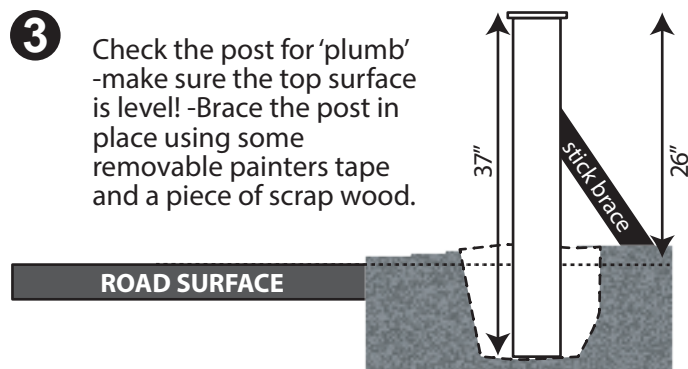
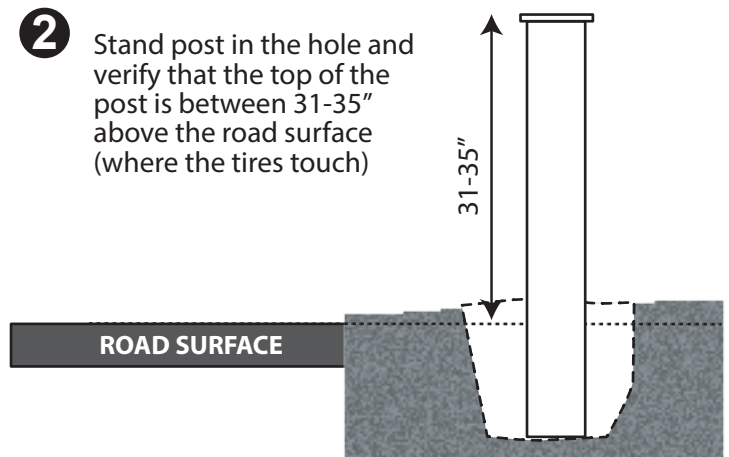
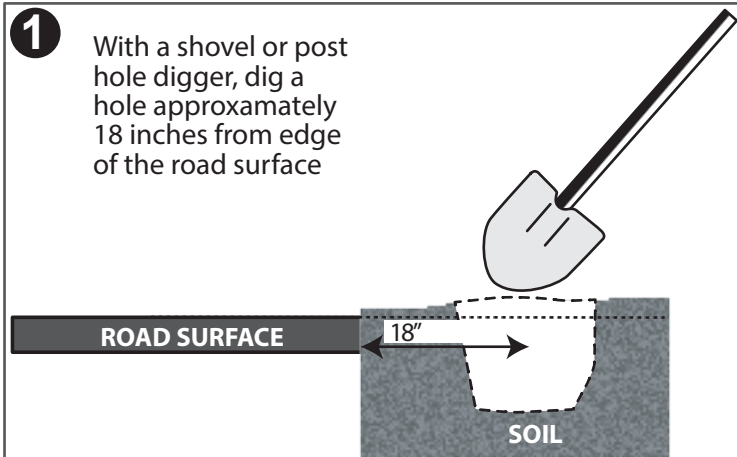


# 38" Hybrid Mounting Post

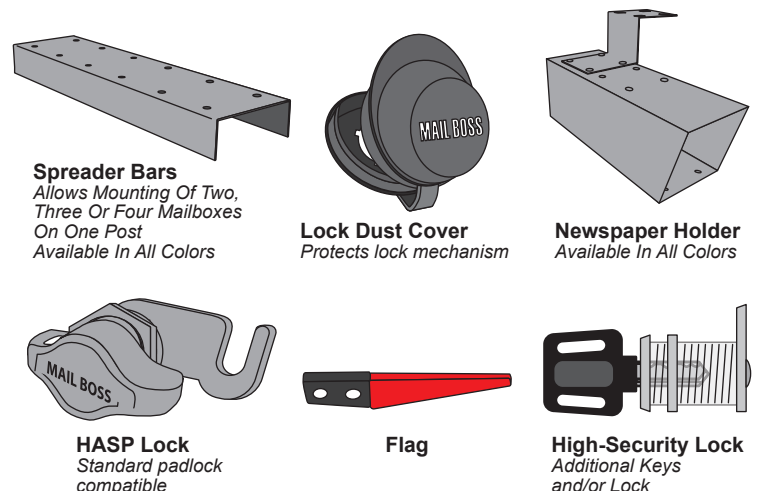
Congratulations on the purchase of your Mail Boss® steel post. This post is constructed of tough 14 gauge galvanized powder coated steel and will mate perfectly with your Mail Boss® mailbox. Included with the Mail Boss® post are four 13 mm bolts for attachment to your Mail Boss® mailbox. There are a couple of scenarios where we suggest you deviate from the instructions below. If you live in a very cold climate and/or you use a spreader plate to mount multiple mailboxes, we recommend inserting a treated 4 x 4 piece of lumber inside your post. You can secure it with lag bolts or screws on two sides of the post. This will allow you to bury the post much deeper and make it more rigid. In extremely cold climates we suggest you dig at least 3.5 feet deep. For even more stability you can drive lengths of rebar at an angle down and out from the hole before pouring the concrete.

This 37" post is made for walk up delivery only. The height of the incoming mail slot WILL NOT WORK FOR DRIVE-UP DELIVERY. If you receive drive-up delivery, you will need either a 43" in-ground post or a 27" post and a surface mount plate.

If you require assistance with assembly or part replacement, or for any other matter, contact the toll-free Epoch Design Service Center from anywhere in the Continental United States, Monday through Friday, 9 AM - 5 PM PST at 1-800-589-7990. You may also email your request or comments to [info@mailboss.com](mailto:info@mailboss.com) and a service representative will respond. Additional helpful hints and tips can be found on our website: [www.mailboss.com](http://www.mailboss.com).



## Accessory items and parts available: [WWW.MAILBOSS.COM](http://WWW.MAILBOSS.COM)



Have a question?... Need a part ASAP?...1-800-589-7990